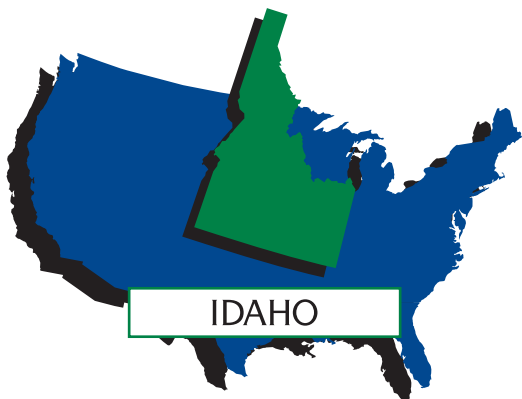


Cancer Data Registry of Idaho



**Your Source for Cancer
Incidence and Survival Data
for the State of Idaho**



C A N C E R D A T A
R E G I S T R Y O F I D A H O

CDRI

The Cancer Data Registry of Idaho (CDRI), a program of the Idaho Hospital Association

(IHA), is a statewide cancer registry that collects incidence and survival data on all cancer patients who reside in the state of Idaho or who are diagnosed and/or treated for cancer in the state of Idaho. The goals of CDRI are to:

- determine the incidence of cancer in the state of Idaho with respect to geographic, demographic, and social characteristics;
- monitor trends and patterns of cancer incidence over time;
- identify high risk populations;
- provide a database and serve as a resource in conducting epidemiologic studies, and;
- provide data to assist public health officials, hospital administrators, and physicians to effectively plan services, prioritize health resource allocations and develop and measure prevention and intervention strategies.

HISTORY AND FUNDING

The Idaho Hospital Association (IHA) contracts with the Idaho Department of Health and Welfare, Division of Health, to provide a statewide cancer surveillance system. CDRI was established in 1969 and became population-based in 1971. The Idaho State Legislature has provided guidelines for the establishment, requirements, and funding of the statewide cancer registry. The operations of the registry are mandated by Idaho Code 57-1703 through 57-1707. Funding is appropriated in Idaho Code 57-1701 and 63-2520 which delineates one percent of the cigarette tax to be dedicated to fund the statewide cancer registry. Additional funding has been awarded to CDRI from the Centers for Disease Control and Prevention with a federal grant (National Program of Cancer Registries).

CONFIDENTIALITY OF DATA

Idaho state law ensures the protection of confidential data and limits the release of identifying data. Only aggregate data are published. The same law protects report sources from liability for reporting data to CDRI.

COLLECTION OF DATA

Each Idaho hospital, outpatient surgery center, and pathology laboratory is responsible for the complete ascertainment of all data on cancer diagnoses and treatments provided in the facility within six months of diagnosis. Sources for identifying eligible cases include:

- hospitals;
- outpatient surgery centers;
- free-standing radiation centers;
- physicians;
- death certificates; and
- other state cancer registries reporting an Idaho resident with cancer (as negotiated).

When a cancer case is reported from more than one source the information is consolidated into one record.

REPORTABLE CASES

All in-situ or malignant neoplasms are reportable to CDRI. The database includes all cases of carcinoma, sarcoma, melanoma, lymphoma, and leukemia, diagnosed by histology/cytology, radiology, laboratory testing, clinical observation, and autopsy. Also reportable are benign tumors of the brain, meninges, pineal gland, and pituitary gland. Basal and squamous cell carcinomas of the skin are excluded except when occurring on a mucous membrane or if the stage group is II, III, or IV.


QUALITY ASSURANCE

To assure validity and reliability of data, CDRI uses software that checks the content of data fields against an encoded set of acceptable possible contents and flags the acceptability of coded data. Records are also routinely checked for duplicate entries.

CDRI RESOURCES

Publications and More


You have access to an abundance of aggregate data through CDRI. You may request any of the following at no cost.



Cancer in Idaho

This annual publication contains summary data for one particular year on the most common 24 cancer types and all cancers combined. Data on cancer incidence and mortality are illustrated for the state as well as by health district. The publication contains statistics by cancer type,

gender, and geographic area represented by stage of disease, age-adjusted incidence rates, age-specific rates, observed numbers of cases, and expected numbers of cases during the given year. Risk factors for each cancer type are also included.




County Profiles

These publications serve as fact sheets for each county in the state of Idaho. Each fact sheet contains incidence data for a five-year time period and mortality data for a one-year time period. Facts regarding risk factors and interventions as well as county-specific data by

cancer type and gender are included. Data included are observed cases, crude rates, age-adjusted incidence rates, expected cases, and p-values; and, for comparison, observed cases and crude rates for the remainder of the state of Idaho. Mortality data are presented for each county compared with the state of Idaho.

Data on the Web

You are invited to visit our website at:
[HTTP://WWW.IDCANCER.ORG](http://www.idcancer.org)




Connecting with CDRI has never been easier than through our website. When you are online with CDRI, you have access to a wealth of resources including annual reports, background data on the cancer registry, our most recent special reports and common links to other useful websites.

Special Reports

Many reports are available for specific types of cancer such as breast cancer, thyroid cancer, or

pediatric cancer.

Reports for minority populations are also available. Special reports usually contain greater statistical and geographic detail.



Cancer Cluster Fact Sheet

This one-page fact sheet defines a "cancer cluster" and how CDRI handles requests to conduct cancer cluster investigations.

Other Types of Data Analysis

If the listed publications do not meet your data needs, CDRI can perform data analysis specific to your needs. Just call a CDRI staff person and together we can design a report helpful to you.

HOSPITAL SERVICES

As a program of the Idaho Hospital Association, CDRI provides services to hospitals to help them comply with cancer reporting laws. The following services are provided:

- annual follow-up of cancer patients;
- computerized monthly updates to hospital cancer registry database;
- educational workshops for the hospital cancer registrars;
- on-site training of new registrars;
- computer software training and on-going support;
- video library for continuing education of registrars;
- abstracting service to assist with backlog;
- abstracting consultants available to facilities with small case loads;
- quality control of submitted data and feedback on error rates;
- current documentation on minimum data set and data dictionary variables and abstracting procedures; and
- cancer data provided to assist with patient care evaluation studies, facility-specific annual reports, planning services, and evaluating early prevention and intervention strategies.

RESOURCES

When you need cancer data, use this quick directory to contact CDRI, knowing your request will receive a timely and thoughtful response.

Address

Cancer Data Registry of Idaho
615 N. 7th Street
P.O. Box 1278
Boise, ID 83701-1278

Phone

(208) 338-5100

FAX

(208) 338-7800

Website Address

<http://www.idcancer.org>

STAFF

Stacey Carson, RHIT, CTR Vice President and Executive Director

extension 210
scarson@teamiha.org

Christopher J. Johnson, MPH Epidemiologist

extension 214
cjohnson@teamiha.org

Denise Jozwik, RHIT, CTR Assistant Director

extension 211
djozwik@teamiha.org

Jessica Shew, CTR Cancer Data Controller

extension 213
jshew@teamiha.org

Deanna Schmidt, RHIT, CTR Cancer Data Controller/Consultant

extension 212
dschmidt@teamiha.org



C A N C E R D A T A
R E G I S T R Y O F I D A H O

P.O. Box 1278
Boise, ID 83701-1278
(208) 338-5100